

Air Conditioner Roadmap

Pre-2023



HVA9

Up to 19.0 SEER
Five-Stage

HCA7

Up to 17.0 SEER
Two-Stage

HSA6

Up to 16.0 SEER
Single-Stage

HSA5

Up to 15.5 SEER
Single-Stage

N4A7

Up to 17.5 SEER
Two-Stage

N4A6

15.0 - 17.0 SEER
Single-Stage

NXA6

15.0 - 17.0 SEER
Single-Stage

N4A5

14.0 - 15.0 SEER
Single-Stage

NXA4

14.0 - 15.0 SEER
Single-Stage

N4A4

Coastal Model
Single-Stage

N4A3

13.0 - 14.0 SEER
Single-Stage

NH4A4

14.0 - 15.0 SEER
Single-Stage, Horizontal Discharge

R4A5

Up to 17.0 SEER
Single-Stage

R4A4

Up to 16.0 SEER
Single-Stage

R4A3

13.0-15.0 SEER
Single-Stage

2023

Ion™ System



HVA9

Up to 19.0 SEER2*
Five-Stage

H4A7T

Up to 17.0 SEER2
Two-Stage

H4A6S

Up to 16.5 SEER2
Single-Stage

* Based on preliminary ratings - subject to change.

Performance Series



N4A7T

Up to 17.0 SEER2
Two-Stage
Includes Coastal Model

N4A5S

Up to 16.5 SEER2
Single-Stage
Includes Coastal Model



N4A4S

Up to 16.5 SEER2
Single-Stage

S4A5S

Up to 16.5 SEER2
Single-Stage, Horizontal Discharge

R-Series



R4A5S

Up to 16.5 SEER2
Single-Stage

R4A4S

Up to 16.0 SEER2
Single-Stage

Note: There will be no changes to the three-phase products.

Air Conditioner	1	2	3	4	5	6	7	8	9	10	11	12
Title	Brand & Airflow Type	Refrigerant Type	OD Type	Efficiency	Design Type	Nominal Cooling Capacity		Feature	Voltage	Special Feature	Region	Major Series
Product #/Letter	N	4	A	4	S	18		A	K	A	N	A
Descriptions	N = Non-Brand Specific Vertical S = Horizontal Discharge H = Ion System R = R-Series	4 = R-410A	A = AC	4 = North Compliant 5 = Southwest Compliant 6 = 16 SEER2 7 = 17 SEER2 8 = 18 SEER2 9 = 19 SEER2	S = Single-Stage T = Two-Stage V = Variable-Speed	18 = 1.5 tons 24/25 = 2 tons 30 = 2.5 tons 36/37 = 3 tons 42/43 = 3.5 tons 48/49 = 4 tons 60/61 = 5 tons		A = Standard C = Coastal	K = 208-230-1 or 208/230-1 H = 208-230-3 or 208/230-3 L = 460-3 S = 575-3 W = 230-1-50	A = Standard	N = Standard North AC W = Standard Southeast and Southwest AC	A - Z

Note: Ion™ System HVA9 follows the pre-2023 nomenclature and meets the 2023 regulatory requirements.

Heat Pump Roadmap

Pre-2023

2023



HVH8

Up to 18.0 SEER
Five-Stage

HCH6

Up to 18.0 SEER
Two-Stage

HS6

Up to 17.0 SEER
Single-Stage

HS4

15.0 - 16.0 SEER
Single-Stage

HVH8

Up to 18.0 SEER2*
Five-Stage

H4H7T

Up to 17.0 SEER2
Two-Stage

H4H5S

Up to 15.2 SEER2*
Single-Stage

Ion™ System



N4H6

Up to 17.5 SEER
Two-Stage

NXH6

Up to 16.0 SEER
Single-Stage

NXH5

Up to 16.0 SEER
Single-Stage

N4H4

Up to 15.0 SEER
Single-Stage
Coastal Model Available

NH4H4

14.0 - 15.0 SEER
Single-Stage
Horizontal Discharge

N4H7T

Up to 17.0 SEER2
Two-Stage
Includes
Coastal Model

N4H5S

At 14.3 SEER2
Single-Stage
Includes
Coastal Model

Performance Series



DLCURA

Up to 18.0 SEER2*
Variable-Speed



R-Series

R4H4

Up to 15.0 SEER
Single-Stage

R4H5S

At 14.3 SEER2
Single-Stage



Note: There will be no changes to three-phase product

* Based on preliminary ratings - subject to change.

Heat Pumps	1	2	3	4	5	6 7	8	9	10	11	12
Title	Brand & Airflow Type	Refrigerant Type	OD Type	Efficiency	Design Type	Nominal Cooling Capacity	Feature	Voltage	Special Feature	Region	Major Series
Product #/Letter	N	4	H	5	S	18	A	K	A	A	A
Descriptions	N = Non-Brand Specific Vertical H = Ion System R = R-Series	4 = R-410A	H = HP	5 = National Compliant 6 = 16 SEER2 7 = 17 SEER2 8 = 18 SEER2 9 = 19 SEER2	S = Single-Stage T = Two-Stage V = Variable-Speed	18 = 1.5 tons 24/25 = 2 tons 30 = 2.5 tons 36/37 = 3 tons 42/43 = 3.5 tons 48/49 = 4 tons 60/61 = 5 tons	A = Standard C = Coastal	K = 208-230-1 or 208/230-1 H = 208-230-3 or 208/230-3 L = 460-3 S = 575-3 W = 230-1-50	A = Standard	A = HP	A - Z

Note: Ion™ System HVH8 follows the pre-2023 nomenclature and meets the 2023 regulatory requirements.

Furnace Coil Roadmap

Pre-2023

2023

A-Coils



EAM4X, EDM4X

Cased Multi-Poise

EAD4X

Cased Vertical

EAA4X

Uncased Vertical

No Change

EAM4X

Cased Multi-Poise


EAA4X

Uncased Vertical



N-Coils

V-Coils



END4X

Cased Vertical

ENW4X

Cased Transition

ENA4X /EMA4X

Uncased Vertical

ENH4X

Cased Horizontal

EVD4X

Cased Vertical

Power-V Technology

EVM4X

Cased Multi-Poise

Power-V Technology

POWER-V
TECHNOLOGY



Slab Coil



EHD4X

Cased Horizontal

No Change

EHD4X

Cased Horizontal



Furnace Coils		1	2	3	4	5	6-7	8-9	10	11
A-Coil & Slab	Title	Component	Coil Type	Coil Configuration	Refrigerant Type	Metering Devices	Unit Capacity	Tubing Design	Cabinet Width	Major Series
	Product #/Letter	E	A	D	4	X	18	L	17	A
	Descriptions	E = Furnace Coil	A = A-Coil H = Slab	A = Uncased D = Vertical (UPF/DNF) M = Multi-Poise H = Horizontal	4 = R-410A	P = Piston X = TXV	18/19 = 18k BTU 24/25 = 24k BTU 30/31 = 30k BTU 36/37 = 36k BTU 42/43 = 42k BTU 48/49 = 48k BTU 60/61 = 60k BTU	L = Aluminum	14 = 14.2" wide 17 = 17.5" wide 21 = 21" wide 24 = 24.5" wide	A = Revision
Power-V Coils		1	2	3	4	5	6-7	8-9	10	11
V-Coil & Slope	Title	Component	Coil Type	Coil Configuration	Refrigerant Type	Metering Devices	Unit Capacity	Tubing Design	Cabinet Width	Major Series
	Product #/Letter	E	V	D	4	X	36	M	17	A
	Descriptions	E = Furnace Coil	V = V-Coil S = Slope	D = Vertical M = Multi-Poise R = Replacement H = Horizontal	4 = R-410A	P = Piston X = TXV E = EXV	18/19 = 1.5 tons 24/25/26 = 2 tons 30/31 = 2.5 tons 36/37/38 = 3 tons 42/43 = 3.5 tons 48/49/50 = 4 tons 60/61 = 5 tons	M = Power-V	14 = 14.2" wide 17 = 17.5" wide 21 = 21" wide 24 = 24.5" wide	A = Revision

Pre-2023

2023

Deluxe



FCM
Variable-Speed
VCA Motor



FCM
Variable-Speed
VCA Motor

Mid-Tier



FVM
Two-Stage
VCA Motor



FVM
Two-Stage
VCA Motor

Entry



FXM4X
Single-Stage
FCT-5 Motor

FEM4X
Single-Stage
FCT-5 Motor

FEM4P
Single-Stage
FCT-5 Motor



FJM
Single-Stage
FCT-5 Motor

Fan Coils	1	2	3	4	5	6 7	8	9	10	11	12
Title	Unit	Type	Position	Major Series	Refrigerant Type	Metering Device	Nominal Cooling Capacity	Coil Type	Feature	Cabinet Width	Sales Code
Product #/Letter	F	V	M	A	4	X	24	L	0	B	A
Descriptions	F = Fan Coil	V = Variable-Speed C = Communicating ECM J = ECM Five-Speed	U = Upflow M = Multi-Poise	A - Z	4 = R-410A	X = TXV	18/19 = 18,000 24/25 = 24,000 30/31 = 30,000 36/37 = 36,000 42/43 = 42,000 48/49 = 48,000 60/61 = 60,000	L = Aluminum	0	A = 14" B = 17" C = 21" D = 24"	A

Pre-2023

2023

Multifamily



FMA4X.....No Change.....

Single-Stage
FCT-5 Motor

FMA4P.....No Change.....

Single-Stage
PSC Motor

FMC/U4Z.....No Change.....

Single-Stage
FCT-5 Motor

FMC/U4X.....No Change.....

Single-Stage
PSC Motor

FMA4X

Single-Stage
FCT-5 Motor

FMA4P

Single-Stage
PSC Motor

FMC/U4Z

Single-Stage
FCT-5 Motor

FMC/U4X

Single-Stage
PSC Motor



Multifamily Fan Coils	1	2	3	4	5	6 7 8 9	10	11
Title	Unit	Type	Installation Type	Refrigerant Type	Metering Device	Nominal Cooling Capacity	Revision	Sales Code/ Features
Product #/Letter	F	M	U	4	Z	2400	A	L
Descriptions	F = Fan Coil	M = Multifamily	U = Uncased C = Cased A = Apartment	4 = R-410A	X = TXV & PSC Motor Z = TXV & ECM Motor	1800 = 18,000 = 1.5 tons 2400 = 24,000 = 2 tons 3000 = 30,000 = 2.5 tons 3600 = 36,000 = 3 tons	A = Marketing Revision	L = Aluminum Coils

Motor Key: VCA = Variable-Speed Constant Airflow Motor | FCT = Fixed-Speed Constant Torque Motor | PSC = Permanent Split Capacitor



90% Gas Furnace Roadmap

Pre-2023

2023

Ion™ System



G97CMN
Up to 98% AFUE
Modulating Heating
Variable-Speed Cooling
VCA ECM Motor

G96CTN
Up to 96.7% AFUE
Two-Stage Heating
Variable-Speed Cooling
VCA ECM Motor

G95CSU
Up to 95% AFUE
Single-Stage Heating
Variable-Speed Cooling
VCA ECM Motor

Ultra-Low NOx

G97CMN
Up to 98% AFUE
Modulating Heating
Variable-Speed Cooling
VCA ECM Motor

G96CTN
Up to 96.7% AFUE
Two-Stage Heating
Variable-Speed Cooling
VCA ECM Motor

G95CSU
Up to 95% AFUE
Single-Stage Heating
Variable-Speed Cooling
VCA ECM Motor



QuietComfort® Series



G96VTN
Up to 96% AFUE
Two-Stage Operation
VCT ECM Motor

G96VTN
Up to 96.5% AFUE
Two-Stage Operation
VCT ECM Motor



N96VSN
Up to 96% AFUE
Single-Stage Heating
Two-Stage Cooling
VCT ECM Motor

N95ESN
Up to 96% AFUE
Single-Stage Operation
FCT-5 ECM Motor

N92ESN
Up to 92.1% AFUE
Single-Stage Operation
FCT-5 ECM Motor

N95ESU
Up to 95% AFUE
Single-Stage Operation
FCT-5 ECM Motor

Ultra-Low NOx

N96VSN
Up to 96.5% AFUE
Single-Stage Heating
Two-Stage Cooling
VCT ECM Motor

N96MSN
Up to 96.5% AFUE
Single-Stage Operation
MCT-18 ECM Motor

N92MSN
Up to 92.1% AFUE
Single-Stage Operation
MCT-18 ECM Motor

N95MSU
Up to 95% AFUE
Single-Stage Heating
Two-Stage Cooling
MCT-18 ECM Motor

Performance Series



R95ESN
Up to 96% AFUE
Single-Stage Operation
FCT-5 ECM Motor

R92ESN
Up to 92.1% AFUE
Single-Stage Operation
FCT-5 ECM Motor

R95ESU
Up to 95% AFUE
Single-Stage Operation
FCT-5 ECM Motor

Ultra-Low NOx

R95MSN
Up to 96% AFUE
Single-Stage Operation
MCT-18 ECM Motor

R92MSN
Up to 92.1% AFUE
Single-Stage Operation
MCT-18 ECM Motor

R95MSU
Up to 95% AFUE
Single-Stage Heating
Two-Stage Cooling
MCT-18 ECM Motor

R-Series



90% Gas Furnaces	1	2 3	4	5	6	7 8 9	10 11	12 13	14
Title	Brand Identifier	Product Efficiency Level	Motor	Heating Stages	Feature	Heating Input (BTU/H)	Width	Cooling CFM (100s)	Major Series
Product #/Letter	G	97	C	M	N	060	14	08	A
Descriptions	G = Deluxe N = Entry/ Generic R = R-Series	92 = 92% AFUE 95 = 95% AFUE 96 = 96% AFUE 97 = 97% AFUE	C = Comm. VS Constant Airflow (VCA) ECM M = Multi 18-Speed Constant Torque (MCT) ECM V = VS Constant Torque (VCT) ECM	M = Modulating T = Two-Stage S = Single-Stage	N = Standard NOx L = Low NOx U = Ultra-Low NOx	026 = 26,000 * 040 = 40,000 * 060 = 60,000 * 080 = 80,000 * 100 = 100,000 * 120 = 120,000 140 = 140,000	14 = 14.2" 17 = 17.5" 21 = 21.0" 24 = 24.5"	08 = 800 10 = 1000 12 = 1200 14 = 1400 16 = 1600 20 = 2000 22 = 2200	A B C D

* ULN Models Available

80% Gas Furnace Roadmap

Pre-2023

2023



G80CTL
80% AFUE
Two-Stage Heating
Variable-Speed Cooling
VCA ECM Motor

G80CSU
80% AFUE
Single-Stage Heating
Variable-Speed Cooling
VCA ECM Motor

Ultra-Low NOx

G80CTL
80% AFUE
Two-Stage Heating
Variable-Speed Cooling
VCA ECM Motor

G80CTU*
80% AFUE
Two-Stage Heating
Variable-Speed Cooling
VCA ECM Motor

* Releasing with launch of deluxe product.

Ion System



G80VTL
80% AFUE
Two-Stage Operation
VCT ECM Motor

G80VTL
80% AFUE
Two-Stage Operation
VCT ECM Motor

QuietComfort Series



N80VSL
80% AFUE
Single-Stage Heating
Two-Stage Cooling
VCT ECM Motor

N80ESN
80% AFUE
Single-Stage Operation
FCT-5 ECM Motor

N80ESL
80% AFUE
Single-Stage Operation
FCT-5 ECM Motor

N80ESU
80% AFUE
Single-Stage Operation
FCT-5 ECM Motor

Ultra-Low NOx

N80VSL
80% AFUE
Single-Stage Heating
Two-Stage Cooling
VCT ECM Motor

N80MSN
80% AFUE
Single-Stage Operation
MCT-18 ECM Motor

N80MSL
80% AFUE
Single-Stage Operation
MCT-18 ECM Motor

N80MSU
80% AFUE
Single-Stage Heating
Two-Stage Cooling
MCT-18 ECM Motor

Performance Series



R80ESN
80% AFUE
Single-Stage Operation
FCT-5 ECM Motor

R80ESL
80% AFUE
Single-Stage Operation
FCT-5 ECM Motor

R80ESU
80% AFUE
Single-Stage Operation
FCT-5 ECM Motor

Ultra-Low NOx

R80MSN
80% AFUE
Single-Stage Operation
MCT-18 ECM Motor

R80MSL
80% AFUE
Single-Stage Operation
MCT-18 ECM Motor

R80MSU
80% AFUE
Single-Stage Heating
Two-Stage Cooling
MCT-18 ECM Motor

R-Series



80% Gas Furnaces	1	2 - 3	4	5	6	7 - 8 - 9	10 - 11	12 - 13	14
Title	Brand Identifier	Product Efficiency Level	Motor	Heating Stages	Feature	Heating Input (BTU/H)	Width	Cooling CFM (100s)	Major Series
Product #/Letter	G	80	C	T	L	060	14	08	A
Descriptions	G = Deluxe N = Entry/ Generic R = R-Series	80 = 80% AFUE	C = Comm. VS Constant Airflow (VCA) ECM M = Multi 18-Speed Constant Torque (MCT) ECM V = VS Constant Torque (VCT) ECM	M = Modulating T = Two-Stage S = Single-Stage	N = Standard NOx L = Low NOx U = Ultra-Low NOx	040 = 40,000 * 045 = 45,000 060 = 60,000 * 070 = 70,000 080 = 80,000 * 090 = 90,000 100 = 100,000 * 110 = 110,000 135 = 135,000 155 = 155,000	14 = 14.2" 17 = 17.5" 21 = 21.0" 24 = 24.5"	08 = 800 10 = 1000 12 = 1200 14 = 1400 16 = 1600 20 = 2000 22 = 2200	A B C D

* ULN Models Only

Small Packaged Product Roadmap

Pre-2023

2023



PGR5

Year-Round Air Conditioner
Up to 16.0 SEER
Two-Stage Operation

PAR5

Packaged Air Conditioner
Up to 16.0 SEER
Two-Stage Operation

PHR5

Packaged Heat Pump
Up to 16.0 SEER
Two-Stage Operation

PGS4

Year-Round Air Conditioner
Single-Stage Operation

PDS4

Dual-Fuel
Single-Stage Operation

PGR5

Year-Round Air Conditioner
Up to 16.0 SEER
Stainless Steel Heat Exchanger
Two-Stage Operation

PAR5

Packaged Air Conditioner
Up to 16.0 SEER
Two-Stage Operation

PHR5

Packaged Heat Pump
Up to 16.0 SEER
Two-Stage Operation

Obsolete

Obsolete

QuietComfort® Series



Note: All QuietComfort models at 15.2 SEER2 based on preliminary ratings - subject to change.



PGD4

Year-Round Air Conditioner
Single-Stage Operation

PAD4

Packaged Air Conditioner
Single-Stage Operation

PDD4

Dual-Fuel
Single-Stage Operation

PHD4

Packaged Heat Pump
Single-Stage Operation

PGD4*

Year-Round Air Conditioner
Stainless Steel Heat Exchanger
Single-Stage Operation

PAD4*

Packaged Air Conditioner
Single-Stage Operation

PDD4*

Dual-Fuel
Stainless Steel Heat Exchanger
Single-Stage Operation

PHD4*

Packaged Heat Pump
Single-Stage Operation

Performance Series



Note: All Performance models at 13.4 SEER2 based on preliminary ratings - subject to change.



PAJ4

Packaged Air Conditioner
Single-Stage Operation

PHJ4

Packaged Heat Pump
Single-Stage Operation

PAJ4*

Packaged Air Conditioner
Single-Stage Operation

PHJ4*

Packaged Heat Pump
Single-Stage Operation

Manufactured Housing



* Aluminum standard indoor coil

Small Packaged Products	1	2	3	4	5 6	7 8 9	10	11 12	13	14
Title	Unit	Type	Tier	SEER	Cooling BTU	Heating BTU	Voltage	Factory Installed Option	Feature Code	Major Series
Product #/Letter	P	A	D	4	24	060	K	00	0	K
Descriptions	P = Package	A = AC H = HP D = Dual Fuel G = Gas/Electric	D = Standard J = Dedicated Horizontal R = Mainline Up to 16 SEER	4 = 14 5 = 15	24 = 24K/2 Tons 30 = 30K/2.5 Tons 36 = 36K/3 Tons 42 = 42K/3.5 Tons 48 = 48K/4 Tons 60 = 60K/5 Tons	000 = N/A 040 = 40K 060 = 60K 090 = 90K 115 = 115K 120 = 120K 130 = 127 to 130K	K = 208/230-1-60 H = 208/230-3-60 L = 460-3-60	00 = No Options GC = Low Cab Air Leakage + Tin-Plated Cu Evap Tubes TP = Tin-Plated Evap Tubes LW = Low Cabinet Air Leakage	0 = Standard 1 = Low NOx 2 = Ultra-Low NOx	K

Pre-2023

2023

Low NOx

QuietComfort Series



PGR5
Year-Round Air Conditioner
Two-Stage Operation

PGS4
Year-Round Air Conditioner
Single-Stage Operation

PDS4
Dual-Fuel
Single-Stage Operation

PGR5
Year-Round Air Conditioner
Stainless Steel Heat Exchanger
Two-Stage Operation

Obsolete

Obsolete



PGD4
Year-Round Air Conditioner
Single-Stage Operation

PDD4
Dual-Fuel
Single-Stage Operation

PGD4*
Year-Round Air Conditioner
Stainless Steel Heat Exchanger
Single-Stage Operation

PDD4*
Dual-Fuel
Stainless Steel Heat Exchanger
Single-Stage Operation



Performance Series

Ultra-Low NOx

QuietComfort Series



PGR5
Year-Round Air Conditioner
Two-Stage Cooling
Single-Stage Heating

PGS4
Year-Round Air Conditioner
Two-Stage Cooling
Single-Stage Heating

PGR5
Year-Round Air Conditioner
Stainless Steel Heat Exchanger
Two-Stage Cooling
Single-Stage Heating

Obsolete



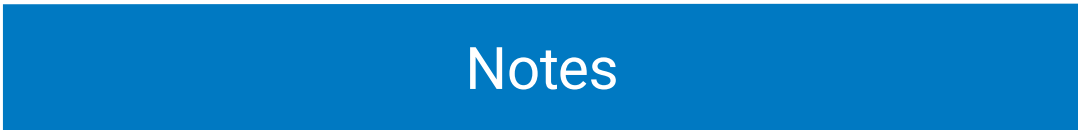
PGD4
Year-Round Air Conditioner
Single-Stage Operation

PGD4*
Year-Round Air Conditioner
Stainless Steel Heat Exchanger
Single-Stage Operation

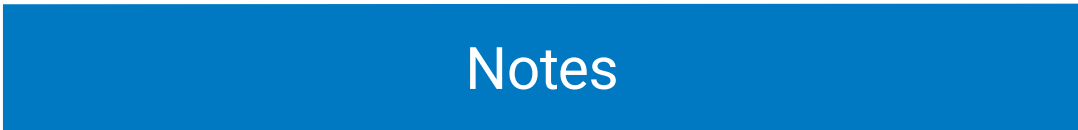


Performance Series

* Aluminum standard indoor coil



Notes



Notes

