



CARRIER SMART THERMOSTAT

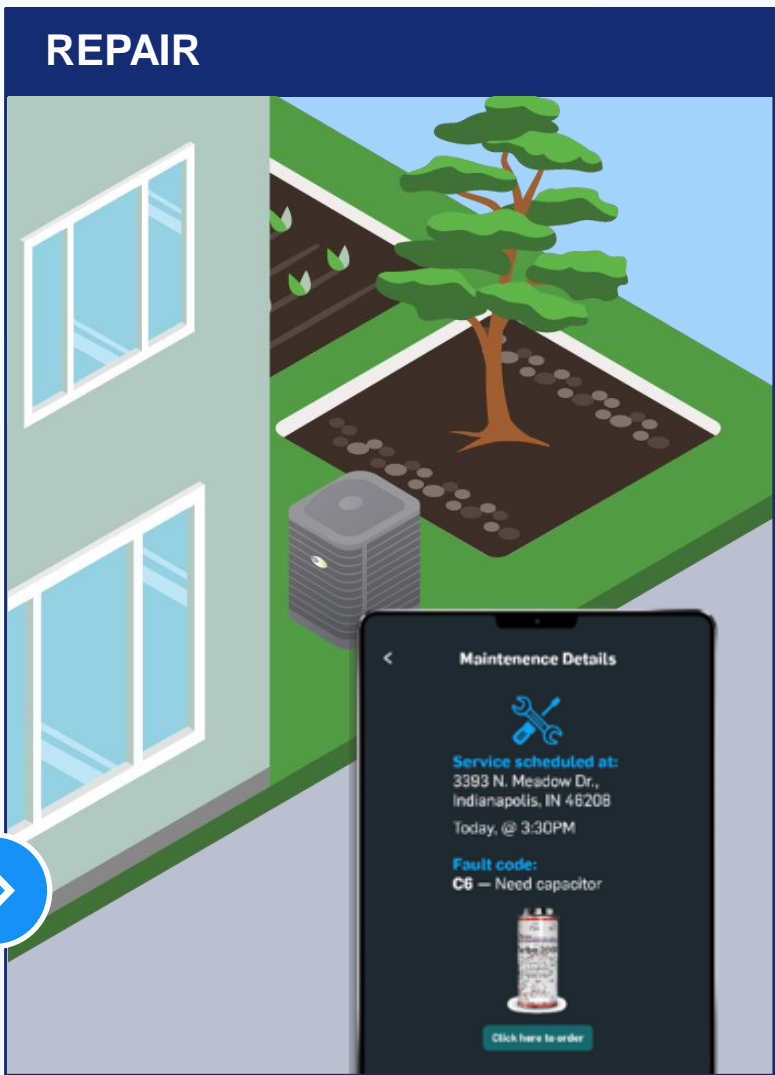
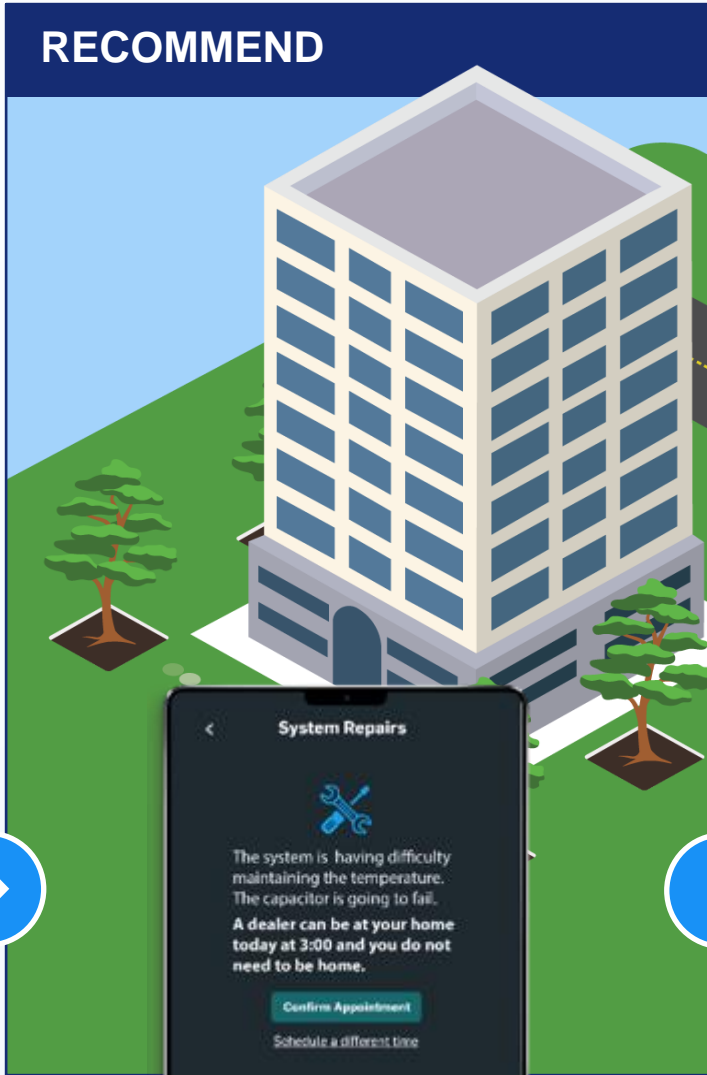
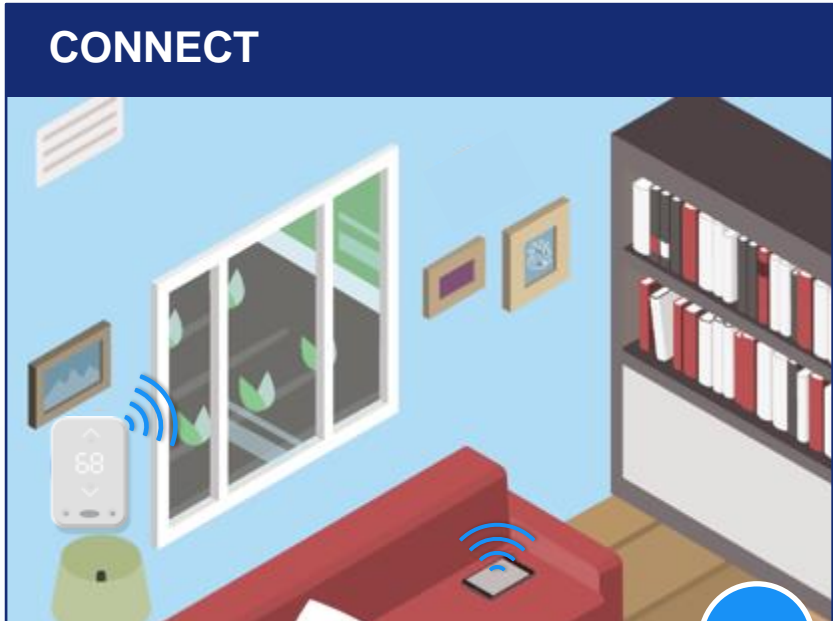




OUR MISSION

1. Provide **homeowners** peace of mind
2. Give **contractors** the information they need to know before they go

Benefits of Connectivity



MEET THE NEWEST MEMBER OF THE CONNECTED THERMOSTAT FAMILY



Carrier Smart Thermostat Benefits for Your Customer

- **Simple to Use** – touch buttons to change temperature or switch between heat & cool (no WiFi needed)
- **See System Function at a Glance** – illuminated LED border indicates system startup and system mode
- **Control from Anywhere** – quick and easy App set up. Easy removal of magnet-mounted control allows access to QR code for App set up and linking
- **Smart Home Ready** – works with Alexa/Google/HomeKit
- **Programable for Savings** – schedule on app
- **Compatible with alarm.com** – for alerts on low temperatures or HVAC malfunctions
- **Control 1 Accessory** – Manage humidity or ventilation



Carrier Smart Thermostat Benefits for Technicians



- **Flexible Setup & Commissioning** – with Carrier Service Technician app
- **Fast & Easy Installation Design** – offers tool-free, wire connections, staggered terminal blocks and patent-pending magnet and push POGO Pin design
- **Simplified Service** - Remote troubleshooting provides faster and more efficient service calls
- **Dry Contact Output** – supports humidifier, dehumidifier or an ERV/HRV
- **Trim Plate Included** – To cover larger thermostat replacements

Carrier Smart Thermostat Easy Connections



CARRIER HOME APP

- Simple Wi-Fi connection to thermostat with Carrier Home app
- Account creation
- Opt-in to dealer permissions for data sharing
- Setup & access schedules



SERVICE TECH APP

- Simple BLE connection to thermostat via app
- Full system commissioning via app
- Test equipment via app
- View thermostat data via app

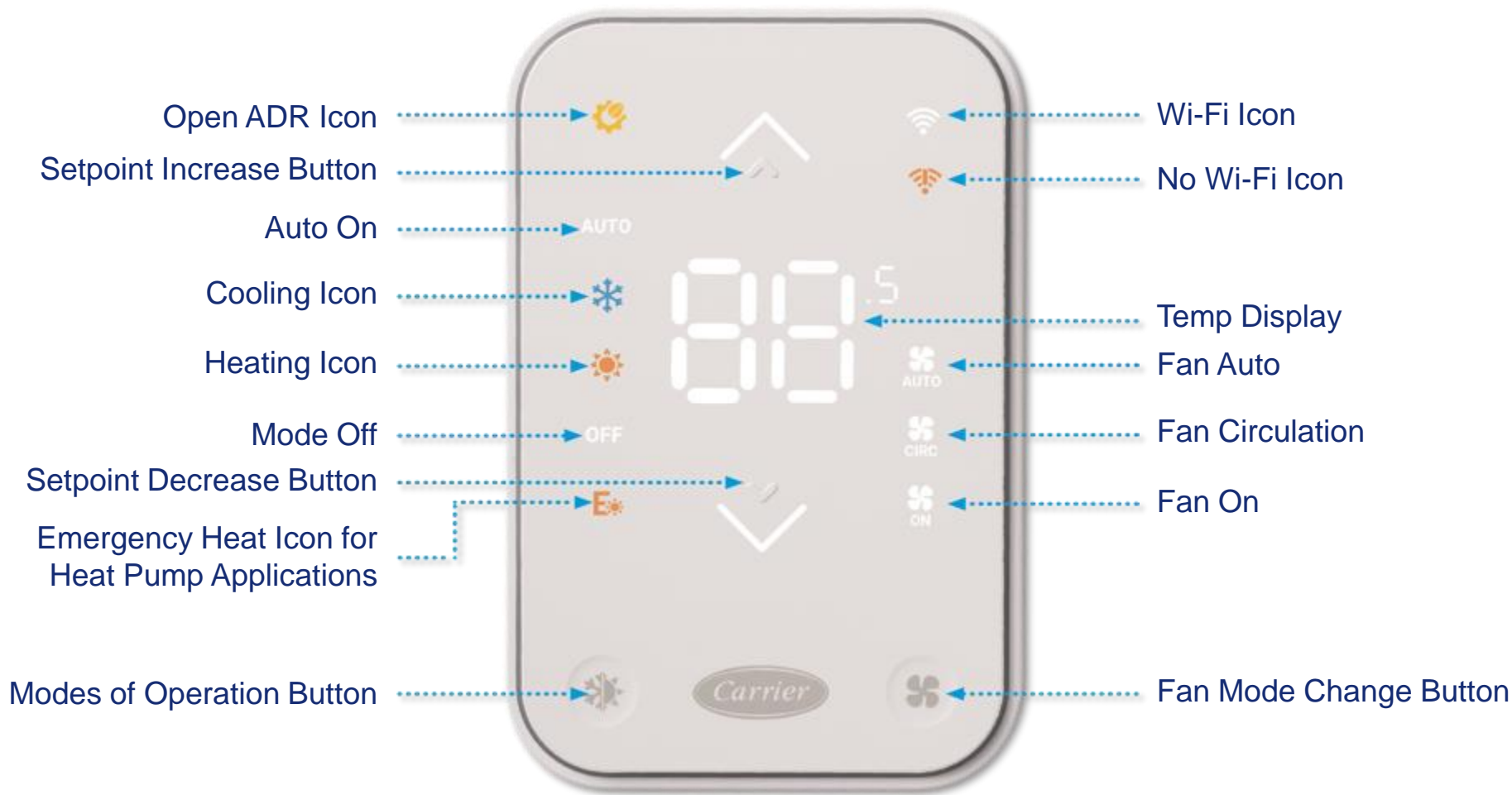
Carrier Smart Thermostat Features



- 2H/2C Standard, 3H/2C Heat Pump
- Requires C-wire adaptor to work with 4-wire systems
- 3.5" x 5.2" x 0.9", smartphone feel
- Onboard temperature, humidity, proximity and ambient light sensors
- Outdoor temp = local weather service
- Single or weekly programmable scheduling via the Carrier Home app
- One accessory output
- Compatible with Smart Assistants
- Supports Open ADR

Carrier Smart Thermostat Icons/Modes

7-SEGMENT WHITE DISPLAY | 4 CAPACITIVE TOUCH BUTTONS



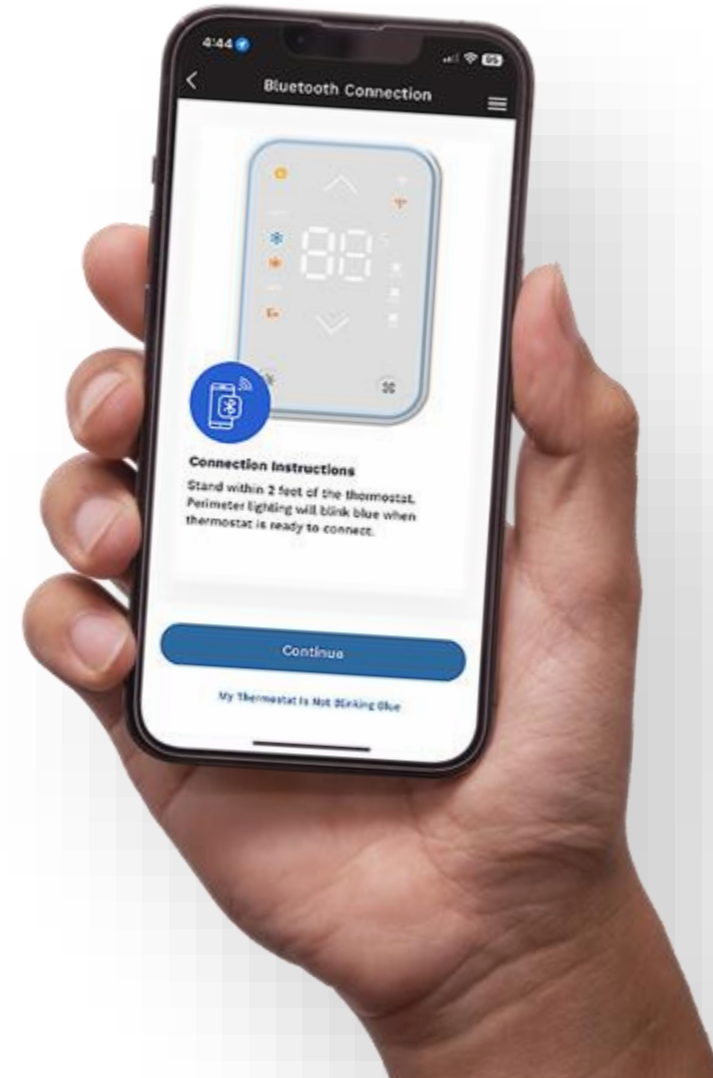
Carrier Smart Thermostat Product Concepts



- Perimeter lighting upon operation
 - Cooling – **Blue**
 - Heating – **Orange**
 - Fan – **Green**
- Optional trim plate included in box

Service Tech App – Key Loadouts

- Thermostat Bluetooth (BLE) Connection
 - Simple / Robust BLE connection to thermostat with Service Tech app
- Thermostat Configuration
 - Full thermostat configuration on Service Tech app by installing technicians
 - Equipment (Relay) Configuration
 - Advanced Thermostat Settings
- Thermostat Testing
 - Test equipment modes (Heat, Cool) directly from Service Tech app
- Servicing Dealer Association
 - Associate thermostat with installing technician's dealer on Service Tech app



Click here to
watch video



Service Tech App – Design



Scan for Quick Start Guide

Manual Configuration



Create Account

Verify Email

Company Info

Connect to Thermostat



Configure Thermostat

Advanced Settings

Test Thermostat

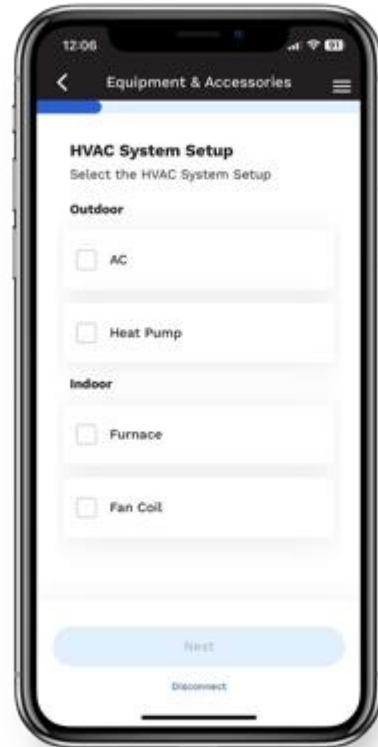
Assign Dealer



Carrier Smart Thermostat – Setup



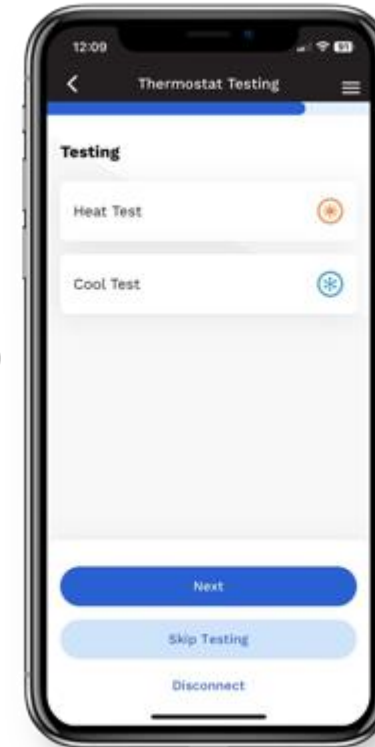
Bluetooth or QR Code
Connection



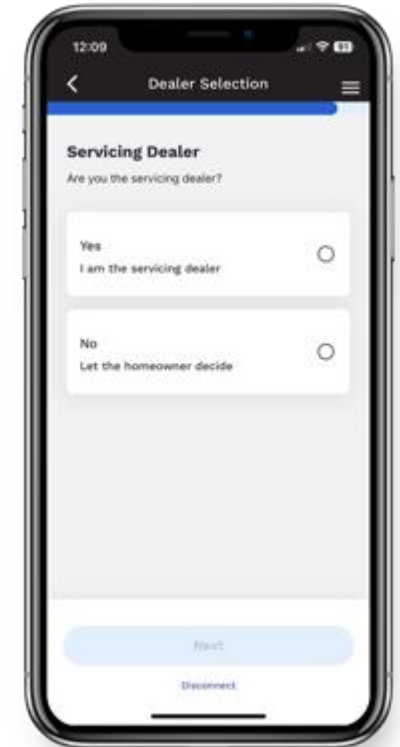
System Configuration and
Customized Settings



Wiring Diagram



Test Equipment



Dealer Selection

Thermostat provisioning is the same process for a guest or logged-in user.

*Assigning yourself as the servicing dealer requires HVACpartners login within the Service Tech App.



Connected Portal – Design

Edit Configuration

		YES	NO
BASIC	MODE Heat Cool Auto Off	<input checked="" type="checkbox"/>	<input type="checkbox"/>
	SET POINT Heat Cool	<input type="checkbox"/>	<input checked="" type="checkbox"/>
	PROGRAM MODE Run Hold	<input checked="" type="checkbox"/>	<input type="checkbox"/>
	FAN Auto Fan Runtime (min/hr)	<input checked="" type="checkbox"/>	<input type="checkbox"/>
ADVANCED	HEAT/COOL MIN. DELTA	<input checked="" type="checkbox"/>	<input type="checkbox"/>
	COMPRESSOR MIN. OUTDOOR TEMPERATURE	<input checked="" type="checkbox"/>	<input type="checkbox"/>
	AC OVERCOOL MAX	<input checked="" type="checkbox"/>	<input type="checkbox"/>

View Status

EQUIPMENT STATUS On | Off

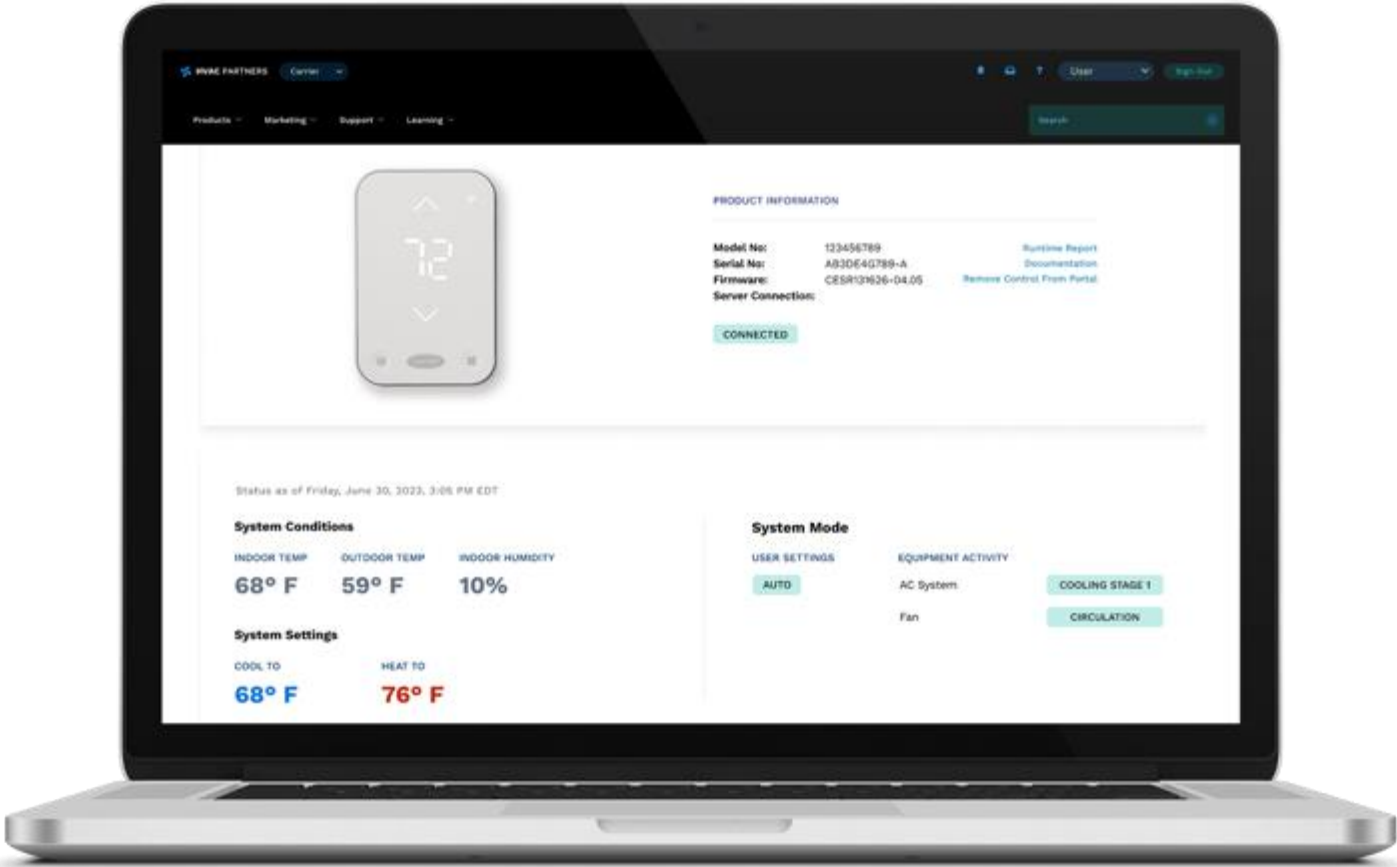
STAGE Heat 1 / 2 | Cool 1 / 2

INDOOR TEMP. Actual Temp

INDOOR HUMIDITY

OUTDOOR TEMP.

OUTDOOR HUMIDITY



Connected Portal – Key Data

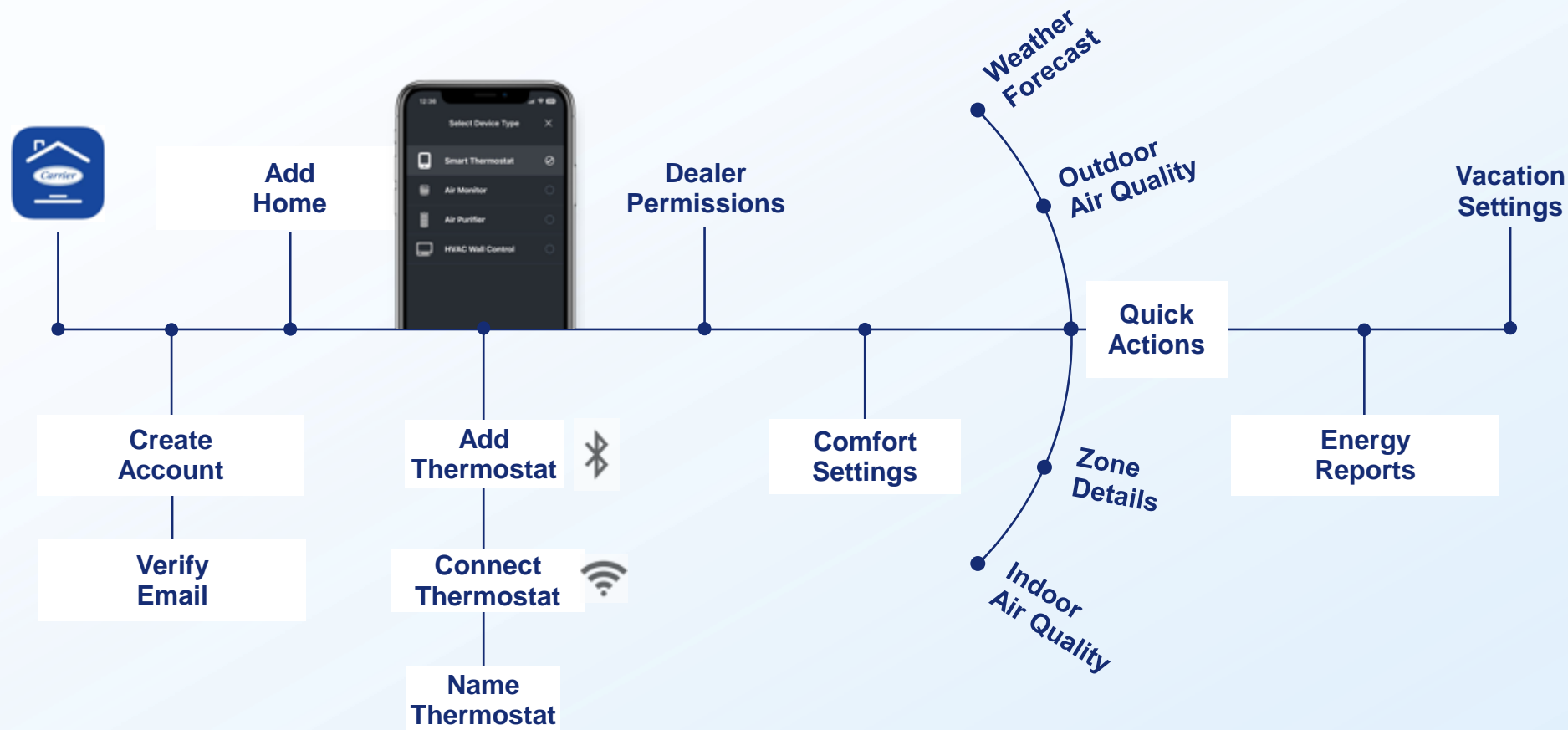
- Thermostat Integration
 - Entry-tier thermostat will be available in the Connected Portal
- Add Thermostat
 - Dealer ability to manually add entry-tier thermostat to customer base via serial number
- Data Availability
 - Entry-tier thermostat data readily available post Wi-Fi® onboarding by homeowner in the Connected Portal for analysis by dealer, distributor and factory



Carrier Home App – Setup



Scan for
Quick Start Guide



Carrier Home App – Setup



Signup



Select Device Type



Setup Requirements

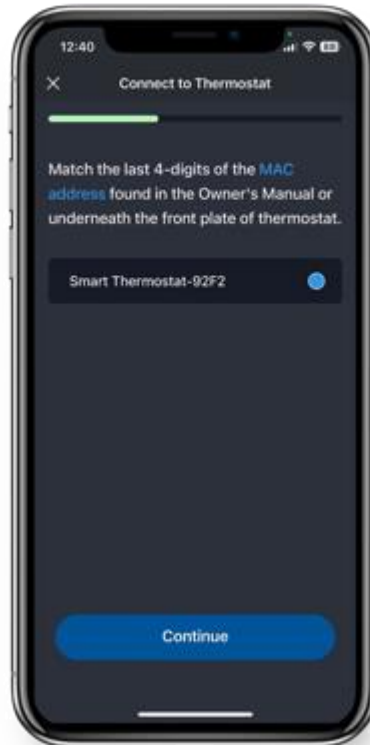
Add Thermostat



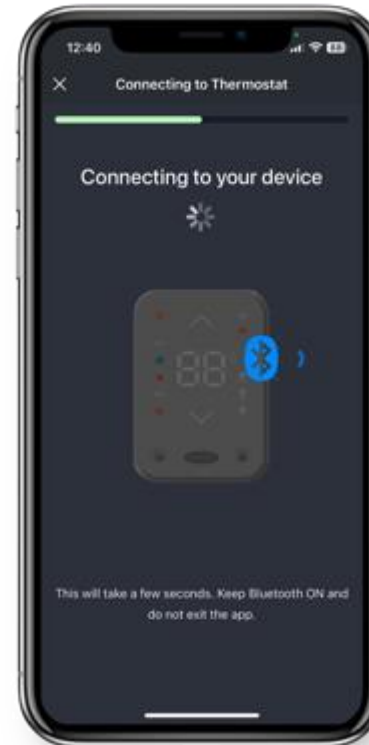
Carrier Home App – Setup



Scan QR Code



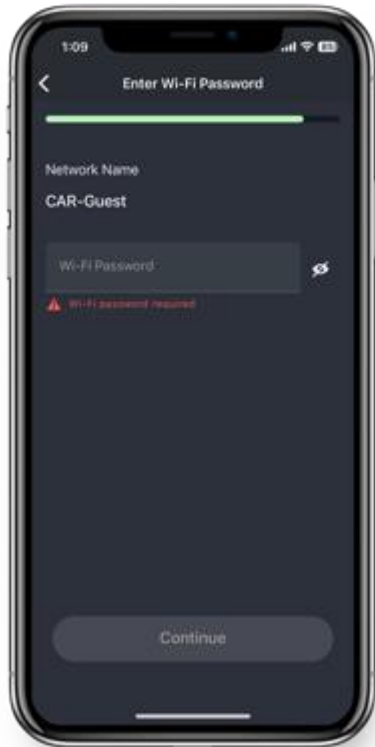
BLE Broadcast



Add Thermostat

Connect Bluetooth

Carrier Home App – Setup



Wi-Fi® Connection



Wi-Fi® Connection

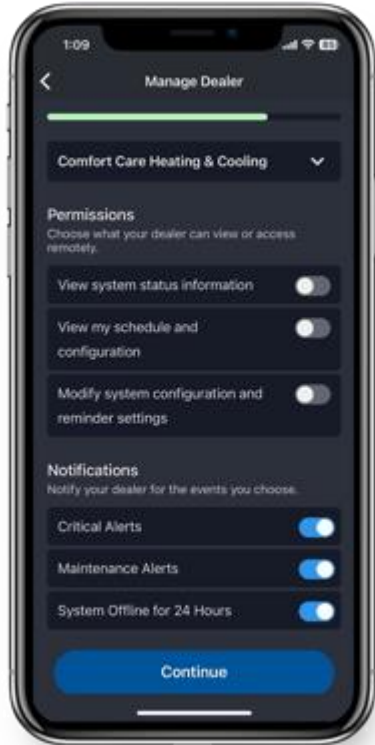
Connect to Network



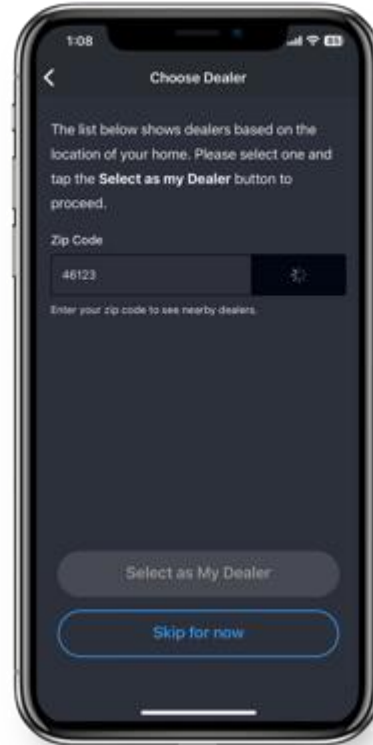
Device Identification

Name Thermostat

Carrier Home App – Setup



Dealer Settings



Add Thermostat

Dealer Permissions

